

canfield connector

8510 Foxwood Court
Youngstown, Ohio 44514
(330) 758-8299 Fax: (330) 758-8912
www.canfieldconnector.com

SERIES 7000

REED AND ELECTRONIC SENSORS FOR 2" TO 8" BORE TIE ROD CYLINDERS OR 3/4" TO 4" ROUND CYLINDERS

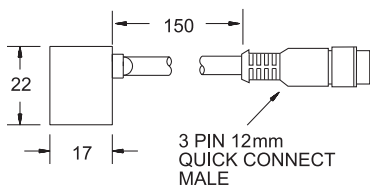
General Description

The Canfield Series 7000 proximity sensors are used to sense position on cylinders. They accommodate 2 to 8 inch bore tie rod cylinders or 3/4 to 4 inch round cylinders. This proven design is rugged yet cost effective. The Series 7000 boasts the largest number of custom circuits to match applications found in the market. Examples include; 1 or 4 Amp reed switches, normally open, normally closed or SPDT switch types, reed or electronic sensing elements in the same package style, and the industry's first 120 VAC Hall sensor. A wide range of enclosures and connector options are available. To reduce stocking requirements, two clamp options feature a self-adjusting clamp for NFPA and other tie rod cylinders from 2 to 8 inch bore. Another clamp option features a band clamp from 3/4 to 4 inch round cylinders.

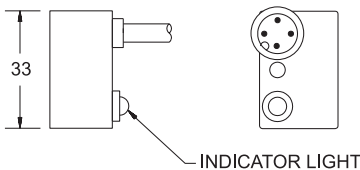
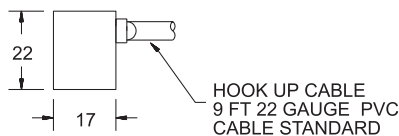
Dimensional Data

ALL DIMENSIONS ARE IN MILLIMETERS UNLESS OTHERWISE NOTED

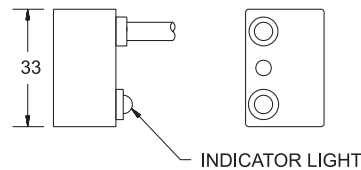
12mm Quick Connect
Style 5



Standard Cable Module (9 ft)
Style 0



INDICATOR LIGHT



INDICATOR LIGHT

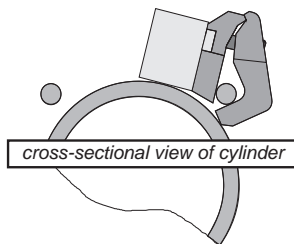


Consult factory for available versions listed by Canadian Standards Association for use with certified electrical equipment.

Clamp Styles

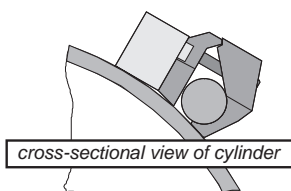
(Standard switch shown below. Mix and match with switch styles)

Universal 2" to 6" Bore
NFPA Tie Rod



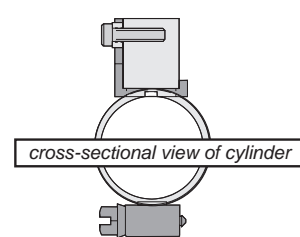
cross-sectional view of cylinder

6" to 8" Bore
NFPA Tie Rod



cross-sectional view of cylinder

3/4" to 4"
Round Cylinder



cross-sectional view of cylinder

Technical Data

- Temperature Range: Operational from -20° to +80°C.
- Shock: Operational up to 30G (11 ms.) reeds only. Not applicable for electronics.
- Vibration: Operational up to 20 G (10 - 55Hz) reeds only. Not applicable for electronics.
- Sensitivity and orientation: 85 gauss parallel minimum required for proper operation, as measured on sensor surface. Size of sensing area depends on size and strength of magnet and thickness of cylinder wall.

Features

- One switch for a majority of voltages and cylinder sizes
- 2" to 6" bore, 6" to 8" bore or 3/4" to 4" round cylinders
- Wash down compatible NEMA 6 (most versions)
- Materials: Ultem®, Nylon, PVC wire and stainless steel
- CSA approved versions
- "Floating" clamp
- Surge suppression
- Compatible with IS (Intrinsically Safe) barriers

Ordering Information

Clamp Style

- 0 - Universal tie rod clamp 2" to 6" bore
- 1 - Round cylinder bracket
- 2 - Round cylinder 3/4" to 1 3/4" bore
- 3 - Round cylinder 1 9/16" to 2 1/2" bore
- 4 - Round cylinder 2 5/16" to 3 1/4" bore
- 5 - Round cylinder 3 1/16" to 4" bore
- 9 - 5/8" tie rod clamp 6" to 8" bore

Connector Style

- 0 - Standard cable module (9 ft)
- 5 - 12mm quick connect male*

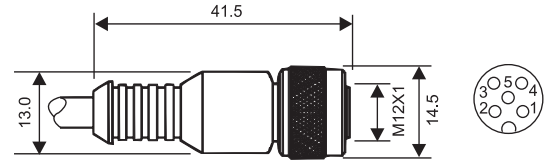
*Mates with cordset RC12S-F0M030120 (2m) or RC12S-F0M030150 (5m) shown at right.

7 1 0 - 0 0 -

12mm female molded locking connector (3 pole)

250VAC/DC 4 Amps max.

ALL DIMENSIONS ARE IN MILLIMETERS UNLESS OTHERWISE NOTED



Brown = Pin 1
Blue = Pin 3
Black = Pin 4
N/C = Pin 2
N/C = Pin 5

Order part number

RC12S-F0M030120 (2m length)
RC12S-F0M030150 (5m length)

Type	Description	Function	Switching Voltage	Switching Current	Switching Power	Switching Speed	Voltage Drop
01	Reed Switch, 2 Wire	Normally Open SPST	0 - 240V AC/DC 50/60 Hz	1 Amp max.	30 Watts max.	0.6 ms operate 0.05 ms release	0 Volts
04	Reed Switch, MOV, LED, 2 Wire	Normally Open SPST	5 - 240V AC/DC 50/60 Hz	1 Amp max. .005 Amps min.	30 Watts max.	0.6 ms operate 0.05 ms release	3 Volts
05	Reed Switch, 2 Wire	Normally Closed SPST	0 - 120V AC/DC 50/60 Hz	1 Amp max.	20 Watts max.	1.0 ms operate 0.02 ms release	0 Volts
06	Reed Switch, LED, 3 Wire	Single Pole, Double Throw	5 - 120V AC/DC 50/60 Hz	1 Amp max. .005 Amps min.	20 Watts max.	1.0 ms operate 0.02 ms release	3Volts/load1 0Volts/load2
09	Reed Switch, MOV, LED, 2 Wire	Normally Closed SPST	5 - 120V AC/DC 50/60 Hz	1 Amp max. .005 Amps min.	20 Watts max.	1.0 ms operate 0.02 ms release	3 Volts
15	AC Electronic Sensor for Reed Magnets, LED, 3 Wire	Normally Open TRIAC output	12-24 VAC	600 mA max. 5 Amps Inrush	15 Watts max.	1.5 µs operate 0.5 µs release	1 Volt
16	AC Electronic Sensor for Reed Magnets, LED, 3 Wire	Normally Open TRIAC output	120 VAC	600 mA max. 5 Amps Inrush	72 Watts max.	1.5 µs operate 0.5 µs release	1 Volt
21	Reed Switch, MOV, 2 Wire	Normally Open TRIAC output	10 - 240 VAC 50/60 Hz	4 Amps max. 50 Amps Inrush	100 Watts max.	0.6 ms operate 0.05 ms release	1 Volt
23	Reed Switch, MOV, LED, 3 Wire	Normally Open TRIAC output	10 - 50 VAC 50/60 Hz	4 Amps max. 50 Amps Inrush .005 Amps min.	100 Watts max.	0.6 ms operate 0.05 ms release	1 Volt
24	Reed Switch, MOV, LED, 3 Wire	Normally Open TRIAC output	24 - 240 VAC 50/60 Hz	4 Amps max. 50 Amps Inrush .005 Amps min.	100 Watts max.	0.6 ms operate 0.05 ms release	1 Volt
25	Reed Switch, MOV, 2 Wire	Normally Closed TRIAC output	10-120 VAC 50/60 Hz	4 Amps max. 50 Amps Inrush	100 Watts max.	0.6 ms operate 0.05 ms release	1 Volt
29	Reed Switch, MOV, LED, 3 Wire	Normally Closed TRIAC Output	10-120 VAC 50/60 Hz	4 Amps max. 50 Amps Inrush .005 Amps min.	100 Watts max.	06 ms operate 0.05 ms release	1 Volts
31	Electronic for Reed Magnet, LED & Sourcing, 3 Wire	Normally Open PNP	6 - 24 VDC	1 Amp max.	24 Watts max.	1.5 µs operate 0.5 µs release	0.5 Volts
32	Electronic for Reed Magnet, LED & Sinking, 3 Wire	Normally Open NPN	6 - 24 VDC	1 Amp max.	24 Watts max.	1.5 µs operate 0.5 µs release	0.5 Volts

Each switch supplied with clamp assembly

For convenience and faster shipping, this series is available in Can-Paks.



Ordering Example:

710-000-004

Universal tie rod clamp, Standard cable, reed switch, lighted, MOV surge suppression, normally open, 5 - 240V AC/DC 50/60 Hz